

# KETTLES 'n COOKWARE

FINAL ISSUE ~ 11TH YEAR ~ 1992-2003



*The Wagner and Griswold Society Board: Left to right, seated, David G. Smith, President-elect; Greg Stuhl, President. Standing, Sharon Roberts, Secretary; Bill Champion, Director; Judy Kuhn, Director; John Knapp, Treasurer; Paul Baker, Director.*

## 2003 WAGS Convention

*By David G. Smith*

**O**n October 30th, nearly half of the 170 WAGS membership began converging on the Sidney, Ohio Holiday Inn for the first annual convention. There were old timers and new timers, seasoned collectors and new collectors, all enthusiastic about this inaugural event.

Although registration was planned for Friday and Saturday, a preregistration was implemented for Thursday afternoon. Nearly half of the attendees registered on Thursday.

Friday morning began with a continental breakfast  
(Continued on Page 61)

## FROM THE EDITOR

It is with a sense of pride and accomplishment that I have published *KnC* for twelve years. Now I publish this, the final issue. Publishing *KnC* had kept me active, constantly digging for information, expanding my own knowledge and passing that on to fellow collectors. I will not miss, however, the pressure of getting out the next issue, plus as I stated in the previous issue, I have just run out of ideas. I guess I have come to a part of my life that I need to cut back and relax a bit more. I have agreed, however, to contribute to the new WAGS newsletter. WAGS members who are not subscribers to *KnC* are receiving this copy, compliments of WAGS, to inform WAGS members of the convention results. The first issue of the WAGS newsletter will be sent in early 2004.

I think I am finally caught up from the WAGS convention. What a great time we had! It was completely void of political undertones; how refreshing!

In closing out *KnC* I have discovered in my archives (a fancy word for closet) a large number of past issues. I am liquidating them at very low prices. Now is the opportunity to complete your set. See the ad in this issue.

I want to thank all of my subscribers, some from the very first issue, for your support; and a special "Thanks" for those who wrote articles, submitted questions, answers, photos, submitted ads, etc. You were the success of *KnC*. I also give my sincere thanks to the gal who did the layout of *KnC* so professionally for many years, Linda Danahy. She took my notes, misspelled words, pictures, etc. and worked miracles to format *KnC*.

Then to Bill Ferguson and his staff who have printed *KnC* for the past eight years. I have to tell you this story: before hiring Ferguson Printing to print *KnC*, I took two difficult photos to him and asked to show me what he could do with them. He passed my test! I was talking with him just a few weeks ago and I mentioned this test. He said, "That was a tough one."

Book 3, *Cast Iron Cooking Utensils of the 18th, 19th, and Early 20th Century*, or something like that, which I am co-authoring with Bob Karle, is due to Schiffer Publishing June 1st. Now you know what I will be doing all winter.

It is with a heavy heart that I again say thanks to you. And...may your iron never rust and your aluminum shine forever.



## Wagner and Griswold Society

While it seems like only yesterday, our first annual WAGS convention was a fantastic success. While I'd like to personally thank everyone involved, I'm afraid that I'd miss someone, so I'll just say, "THANKS to all those who made the first WAGS convention a HUGE success." I have been getting lots of positive feedback from many members and apparently the local residents in Sidney, Ohio have been fascinated by our hobby and many new members are going to or have already applied for membership. It is the hard work of all of us that will make WAGS a success. So again, THANK YOU!!

Since being elected as your President, I have formed the following committees:

Convention Oversight  
Dave Smith - Chair  
Barbara Champion  
Jack/Carolyn Glenn

Ethics  
Jim Hickling  
Bill Kuhn  
George Smith

Elections  
Diana Lynn - Chair  
Cheryl Nelson  
Troy Hockensmith

Membership  
Judy Kuhn - Chair  
George Smith  
Willard Nelson

Audit  
Art Chatfield - Chair  
Harry Riva

If you have any questions about the functioning of any of the committees, please contact a committee member or me. As an example, the function of the Convention Oversight Committee is to facilitate and answer any questions that may arise from the local groups who are putting together the upcoming WAGS conventions, e.g., 2004 in Erie and 2005 in Charlotte. This committee has experience in putting together conventions, so its members will be invaluable to those structuring upcoming conventions. The committee will be available to answer questions and help in any way deemed necessary for future conventions.

We are still debating the name of our WAGS newsletter. Any suggestions should be forward to our WAGS editor, Marty Zielke, associate editor, David Smith, or me. There are some good suggestions on the WAGS Forum (see the WAGS only side of the Forum). So check it out and let's hear your suggestions.

I'll close for now and hope to hear about your ideas on how to make WAGS even more successful than we have been in our first year. Remember, WAGS can only be as good as what you, the members, put into it.

Happy Hunting, Greg



## WAGS CONVENTION

(Continued from Front Cover)

and registration opened early. The board meeting began about 8:15 a.m. and concluded business in about an hour.

The first of the three Wagner plant tours began at 9:00. The people caravanned the mile and a half trip to the factory. The tours were led by Cecil Staley [fig. 5], a long time Wagner Ware employee who was assisted by his son, Tim. The new plant owner, Ernie Powers also assisted.

The plant is now owned by Master Vision Polishing, and is doing no production or processing of Wagner products. The contents of the plant are owned by the American Culinary Corp. who owns the Wagner trademark.

Everyone attending the tours was very pleased. Although the plant is very dirty, to see the patterns, crates of product, and the machinery [Fig. 2, 3, 4] was an eye-opening and educational experience. Among other things, a couple of long wondered questions were answered.

The cover handles on some Dutch ovens appear to have a crack or seam in the center of them. This has always raised a question. The answer is that the handle pattern is actually in



Fig. 4 This sign which used to be proudly posted at the entrance now sits on a window sill.



Fig. 5 Past Wagner employee Cecil Staley, the tour guide, holds a piece of Magnalite.



Fig. 2 Rosalie Lovelies holds a Dutch oven cover, a piece of the Wagner inventory after the closing.

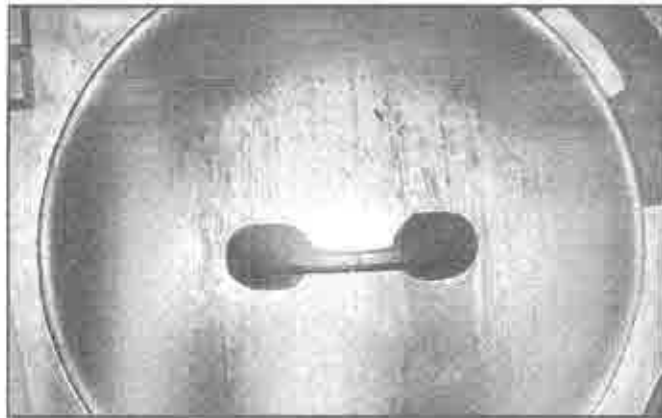
(Continued on Page 62)

## WAGS CONVENTION


(Continued from Page 61)



*Fig. 3 WAGS members tour the factory*



*Fig. 6a This pattern for a Dutch oven cover shows the handle closed as it would be when packed with sand to form the mold*



*Fig. 6b The handle pattern is hinged and separates as it is removed from the mold, leaving the handle cavity intact in the mold.*

two pieces and hinged. The hinged handle is in closed position on the cover pattern [Fig. 6a]. After the sand is packed around the pattern (including the handle), the handle is opened [Fig. 6b] so it can be removed from the sand mold, leaving the loop in the sand intact. Where the handle came together is what leaves the seam mark in the casting.

Another interesting item was the pattern of a Griswold Square Egg skillet, with the 'R' in the cross. The 'R' was explained by a retired employee during the forum as made under the ownership of Randall who owned the Wagner plant between the Wagner family and Textron. Reference of this fact was also made in Vol. 2 No. 1 of *KnC*. So

(Continued on Page 63)



## WAGS CONVENTION

(Continued from Page 62)

much for the determination of it being a reproduction as stated recently by a self-appointed expert!

The afternoon schedule began with a "Show and Tell" moderated by Dave Smith. There were two tables of items to review and comment on. This is always a popular event.

John Wright [fig. 7] followed with a workshop and presentation about early Wagner Aluminum. His presentation, using slides, was very interesting and generated many questions and comment. John has done extensive research and is very knowledgeable on early Wager aluminum.

Dinner was a buffet held in the convention room. Catherine Smith, with the help of others, decorated the tables in a Halloween motif [fig. 8]. Each table had a Halloween centerpiece which served as a prize for one person seated at each table. A couple of members dressed in costumes to add to the atmosphere [fig. 9a & 9b].



Fig. 9a This isn't Donald Duck; it is Sandy Weimer

Fig. 9b (at right) Peggy Knapp with her "Cat in the Hat" costume




Fig. 7 John Wright (center) talks with Dick & Val Slonkosky after his slide presentation



Fig. 8 A ghoulish jack-o-lantern adorns this table at the evening buffet



(More  
on  
Page  
65)



# The Swap Shop

## KEY:

p/n	=	pattern number
w/	=	with
SR	=	Smoke Ring
HR	=	Heat Ring
ISHR	=	Inside Heat Ring
TM	=	Trade Mark
btm	=	bottom
EPU	=	Erie, Pa. USA
var	=	variation
emb	=	emblem
mkd	=	marked

**GRISWOLD FOR SALE:** Wood Handle aluminum Kettle, 1 1/2 qt. flat bottom p/n A41 1 1/2C, with cover same p/n \$200. Patty Molds in boxes #1 \$30; Eric Popover No. 10, pn 948, \$60; No. 10, pn 949C \$30; No. 19 six cup, pn 6141 \$100; No. 00 Ashtray \$30; No. 273 Crispy Corn Stick Pan, pn 930 \$35; No. 8 Deep Skillet w/cover, pn 77A \$120; No. 8 Waffle Iron #1614 (no holder) \$40; Skillets with Smooth Bottoms, No. 3 sm emb 709L \$15; Lg emb \$20; No. 4 lg emb 702A \$60; sm emb 702C \$40; No. 5 sm emb w/Hinge \$55; sm emb 2505 \$20; Deep Patty Bowl No. 72 \$60; Oval Roaster No. 5 Trivet A485T \$50. **WAGNER WARE:** Popover 1323 \$30; No. 2 Skillet \$120; C10 Glass cover, 11" diameter, marked Wagner Ware \$25; single loaf French Bread Pan No. 1162, 12" X 4" \$100. **FAVORITE PIQUA WARE:** No. 3 Skillet \$20. Sophie Dryden, 4265 Asher St., #51, San Diego, CA 92110; (619) 275-1715, call before 12 noon. email: rosecrk@san.rr.com

**GRISWOLD FOR SALE:** Santa Mold Black Iron or Plated version, Excellent condition \$475; No. 50 Heart & Star Gem Pan, Excellent condition \$1600; No. 100 Heart & Star Pan Excellent condition \$650; Erie No. 24 Bread Pan, Fully marked variation, has 2 light casting seams, otherwise excellent condition \$660; "H" pattern No. 11 French Roll Pan, variation 2, has a crack in one cup \$175. Buyer to pay S&L Payable by Postal Money Order. Returnable if not satisfied, you would pay S&L. Robert Karle, 344 Rt. 147, Middlefield, CT 06455, Phone 860-349-1212 or email rkarle99@comcast.net

**CAST IRON COLLECTION FOR SALE:** Toys, jewelry, miscellaneous. Also Griswold Hot plates, and toy stoves "cash and carry" - I will not ship stoves. SASE for list. Kay Johnston, 6230 S.W. 86 Lane, Ocala, FL 34476-6031

**WANTED:** Cast iron pieces with unusual and creative repairs. Dave Smith, 716-532-5154 or email: panman@panman.com

## Cast Iron Toy Cook Stoves & Ranges From A to Z



## Cast Iron Toy Cookstoves and Ranges

Here, at last, is a long-awaited reference for collectors of cast iron toy cook stoves and ranges. This comprehensive book covers a century of toys, from the 1840s to the 1940s from both major manufacturers of full size stoves and ranges and toy manufacturers.

Dick and Joan Ford

ISBN: 0764319302

Size: 8 1/2" x 11"

Illustrations: 445 color photos

Pages: 160 ~ Price Guide

**\$32.95 includes \$3 shipping**

Order from: **The Pan Man**

P.O. Box 247, Perrysburg, NY 14129



## WAGS CONVENTION

(Continued from Page 63)

The annual membership meeting was held after the tables were cleared. Included in the business conducted was: the adoption of the Bylaws; set future convention sites for Erie, 2004, Charlotte, NC, 2005 and consideration is being made for Chattanooga, TN in 2006; agreed to publish a newsletter (Marty Zielke agreed to be the editor); held election of officers: President, Greg Stahl; President-elect, David Smith; Secretary, Sharon Roberts; Treasurer, John Knapp; Directors: Bill Champion, 3 years; Judy Kuhn, 2 years; Paul Baker, 1 year. After the meeting, several door prizes were distributed.

Saturday morning began with a buffet breakfast. The convention room was bustling with the swap meet set up. Finally the doors opened and "wallah," iron, iron everywhere [fig. 10, 11, 12]. There were 29 tables just loaded with iron, and of course, aluminum. How did they get it all here. Roger Sellers [fig. 13] brought so much in his car that he had to replace his transmission when he got home. A car just isn't designed for such hauling. Steve Stephens removed the seats in his car so he could bring his 13 (?) banana boxes of iron



*Fig. 10 Diana Lynn stands at her and Jim Hinckling's table as Charles Collins looks at the iron.*



*Fig. 11 Jim and Jan Nance had a great display of aluminum spoons and ladles. They also had some great iron pieces.*



*Fig. 13 Roger Sellers with his three tables of iron*



*Fig. 12 Sue Foxx explains a catalog to Debbie and Arley Ratliff*

(Continued on Page 66)

## WAGS CONVENTION

(Continued from Page 65)

from California. The new collectors were astonished to see so many pieces in one place. The swap meet ended to early (we'll have to

extend it next time) and the room was set up for the next workshop.

Ed Allspaugh [fig. 14] presented a workshop about cleaning iron by Electrolysis. Ed brought a tank, 7 gallons of water and the chemical to mix. He also had a battery charger and stainless steel plates to set up the process. Electrolysis cleans iron much faster than lye and it does a much better job. Several of the attendees say they are going to try this process.

Following lunch was a forum of eight past Wagner employees and owner of Sidney Pattern which made patterns for Wagner for decades [fig. 15]. These folks answered many questions and provided much information, and recalled tales of working there during the hour and a half program. Actually, some of them remained for at least an hour after, still answering questions.

The "My Favorites" displays was a new concept that was tried. Members interested in displaying and sharing their favorite pieces with others were given the opportunity to have one or two tables for their display. There were thirteen exhibitors. This event brought out the best of the best – it was unbelievable! Rare pieces were abundant. For example, John Knapp displayed four variations of the Griswold No. 1 skillet. The list goes on. Most people were just awed by the presentations. Such a response by exhibitors was unexpected; therefore, there were only two awards prepared. Determination of the winners was done by the members. Each member received a ballot in their registration pack. After viewing the displays their ballots were deposited in a kettle. Dick and Val Slonkosky received first place for their two tables of unusual Wagner pieces, including the rare, World War II-vintage aluminum airplane [fig. 16a & 16b]. Larry and Sue Foxx received second for their excellent display including two cases of many Griswold miniatures [fig. 17]. Their brass master pattern of a shallow long pan wasn't too shabby, either.

(Continued on Page 67)



Fig. 14 Ed Allspaugh demonstrates how to clean iron the easy way.



Fig. 15 President Greg Stahl moderates the Wagner employee forum. Dan Doll, standing on the left, is from Sidney Pattern.



## WAGS CONVENTION

(Continued from Page 66)



Fig. 16a & b Dick & Valera Slonkosky's "My Favorites" display

Both couples received plaques. All of the exhibitors are to be congratulated for their wonderful displays and for sharing their favorites with the rest of the members.

Following the displays, the banquet was held. The tables were decorated with fall colors by Val Slonkosky with the help of others. After the banquet door prizes were awarded; nearly everyone received a door prize of some sort. Door prizes were donated by Lodge Mfg. Co., local Sidney businesses, and by a few WAGS members.

The convention concluded on Sunday morning with a buffet breakfast of which all but 5 members attended, and a critique of the convention. Along with the many praises were suggestions for future conventions, providing ideas and guidance for the next convention committee. All and all, this convention was a huge success.

**Editor's Note:** Thanks to Troy Hockensmith, Russ Weimer, and Ed Allspaugh for some of the photographs used in this article.



Fig. 17 One of the two display cases with the miniatures of Larry & Sue Foxx. Their brass master pattern of the Shallow Long pan is partially visible in the bottom of this photo





## The Melting Pot

Sir David: I Purchased a grubby #7 Dutch Oven a while back, and now that I have finally cleaned it up, I find that the cover (Low Dome, #A 2604), has the Slant logo word GRISWOLD on the inside of the cover. The POT (#2603), however, has the standard BLOCK lettering on the bottom outside! I'm kind of guessing they were not originally a matched pair!!!! Am I thinking correctly, or can I brag that they are indeed a matched pair???? Thanks! - Dick

Dick: That isn't that uncommon. I have a No. 10 like that right now. According to old Griswold employees, they didn't make the bottoms and tops at the same time. They would have a run of covers (perhaps a few hundred) then when they needed bottoms, they would run bottoms and pull the covers from inventory to go with them. Consequently, during periods when they may have been updating trademarks, they became mixed in production and sales. - Dave

Dave: I have a cast iron frying pan with a pierced handle. It says E.F. Co. on the bottom, pat'd June 10, 1879, #8. Can you give me some information on the manufacturer, etc. -Betty

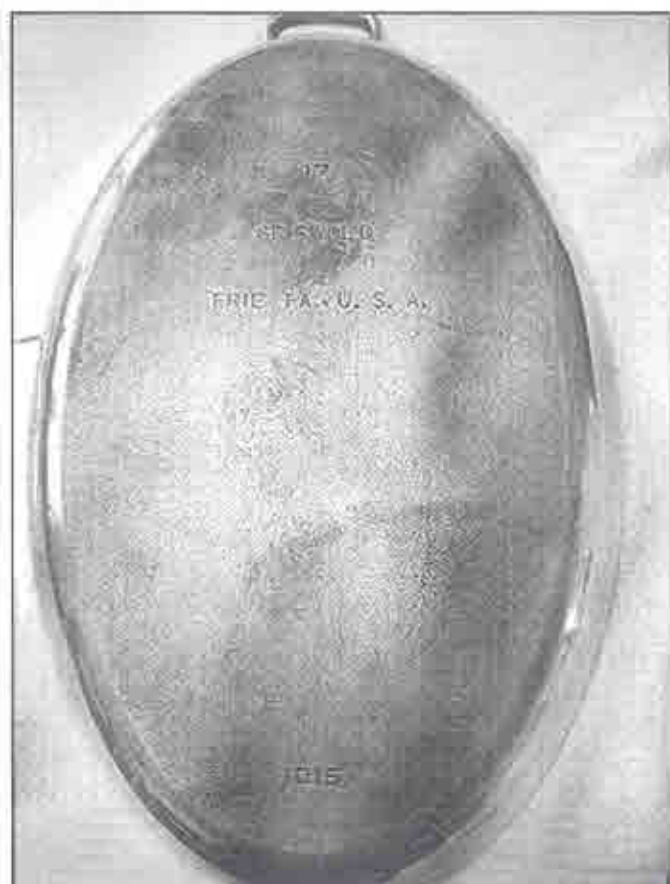


Betty: The patent is for the handle design. The only reference I can find for E.F. Co is the Early Foundry Company of Dickson, PA - Dave




## Casting Call

Greg Stahl submitted this Griswold No. 17 Oval Skillet. It is the same size and pattern number as the No. 16 1/2. This must be a rare one. Has anyone seen another or even heard of a No. 17?






*Santa! Don't forget  
your favorite collectors  
this holiday season...*



## The Book of Griswold & Wagner ~ 3rd Edition

The expanded 3rd edition has over 200 additions to the 2nd edition, including new listings, price changes, new photos and over 150 additions to the pattern number chart.



Each Book  
**\$32.95**

post paid  
or **Both** for  
**\$60**

## The Book of Wagner & Griswold

256 pages (16 pages in color) of brand new material illustrated by 845 photos including 225 pieces of Griswold and 350 pieces of Wagner, not in Book One. Also included are chapters on Martin Stove, Lodge, Vollrath, and Excelsior Mfg. Co. (G.F. Filley). The format of this new book is basically the same as Book One and will seem very familiar to use.


## Griswold 1940 Catalog Reprint Large (8 1/2" x 11") Size ~ 84 Pages

Illustrates Cast Iron Cookware including the hinged skillets, Dutch ovens and sets, hammered finished pieces including sets, black porcelainized skillets; aluminum, including

Aristocrat, Hammercast and Plished; dampers, gas hot plates, Kwik Bake electric ovens, Bolo ovens, and chrome serving dishes.



**\$19.95**  
post paid




**The Pan Man**

P.O. Box 247, Perrysburg, NY 14129 • (716) 532-5154 • [www.panman.com](http://www.panman.com)

# 300 YEARS OF Kitchen Collectibles

5th Edition



This is the NEW expanded 5th Edition of "300 Years of Kitchen Collectibles" by Linda Campbell Franklin. This bible of kitchen collectibles is now 896 pages. This fantastic book includes a wide variety of cast iron cookware, including a special chapter by David G. Smith about muffin pans of various makers.

**\$32.95**

(\$29.95 & \$3 shipping)

Order from: **The Pan Man**  
PO Box 247, Perrysburg, NY 14129

**Kettles 'n Cookware** is published bimonthly, six issues per volume.

**COPYRIGHT 2003--All Rights Reserved.** No part of this work may be reproduced without written permission from the publisher.

Mail all correspondence to:

David G. Smith, Publisher  
P.O. Box 247, Perrysburg, N.Y. 14129

## Kettles n' Cookware Inventory Reduction Sale

Acquire  
past issues  
at greatly  
reduced  
prices!



**Volume 1, Issues 1 thru 3**  
**\$5**

**Volumes 3, 5, 6, 7, 8, 9, 10,  
11, 12 ~ \$8 per volume**

(Volumes 2 & 4 are no longer available)

or

**Order 5 volumes or  
more  
at \$6 each**

Send payment to:

**The Panman**

P.O. Box 247  
Perrysburg, NY 14129